

# International O.K. Dinghy Class Rules

Authority\*: International Yacht Racing Union, 60 Knightsbridge, London SW1X 7JX, England.  
Date of International Status: 1st November 1974

## 1. GENERAL

- (1) The O.K. Dinghy is a one-design class. The intention of these rules is to ensure that the boats are as alike as possible in all respects affecting performance. However, within these rules, variations in the construction of the boat are permitted.
- (2) The official language of the class is English, and in the event of dispute over interpretation the English text shall prevail.
- (3) These rules are complementary to the plans, measurement form and measurement diagram. Any interpretation shall be made by the I.Y.R.U. which shall consult the O.K. Dinghy International Association (O.K.D.I.A.).
- (4) In the event of discrepancy between these rules, the measurement form, the measurement diagram and/or the plans the matter shall be referred to the I.Y.R.U.
- (5) All boats shall be built in accordance with the class rules and measurement form.
- (6) In countries where there is no National Authority (N.A.) or the N.A. does not wish to administer the class, its functions as stated in these class rules shall be carried out by O.K.D.I.A. or its delegated representatives (National Associations). Where the N.A. has delegated the administration of the class to the National Association the words "National O.K. Dinghy Association" replace the words "National Authority" in the following rules.
- (7) Neither the I.Y.R.U. nor O.K.D.I.A. accept any legal responsibility in respect of these rules and/or the plans or any claim arising therefrom.

## 2. BUILDERS

The O.K. Dinghy may be built by any professional or amateur builder; no building licence is required.

## 3. BUILDING FEE

- (1) The International Class Fee is £10.00 sterling, or its equivalent in other currencies, of which £8.00 is due to the I.Y.R.U., £1.00 is due to O.K.D.I.A. and £1.00 is due to the National O.K. Dinghy Association.
- (2) The amount of the International Class Fee may be reviewed by the I.Y.R.U. in consultation with O.K.D.I.A.
- (3) O.K.D.I.A. is responsible for the collection and distribution of International Class Fees.
- (4) The International Class Fee is payable by the builder on each boat built, whether or not it is subsequently measured and registered. Payment shall be made direct to the National O.K. Dinghy Association which shall issue an International Class Fee receipt. The International Class Fee receipt shall be delivered by the builder to the owner on sale of the boat.
- (5) International Class Fee receipts shall be valid only if made out on official receipts issued by the I.Y.R.U.. The I.Y.R.U. will sell these receipts at £8.00 each to the O.K.D.I.A. which shall sell them at £9.00 each to its National Associations. The purchase price in each case represents the proportion of the International Class Fee due to the I.Y.R.U. and the O.K.D.I.A. and the National Association.

## 4. REGISTRATION AND MEASUREMENT CERTIFICATE

- (1) No boat is permitted to race in the class unless it has a valid measurement certificate.
- (2) The certificate is only valid for racing if the owner is a current member of a National O.K. Dinghy Association.
- (3) The certificate is obtained as follows:
  - (i) The builder shall apply to the National Authority for a sail number enclosing the International Class Fee or International Class Fee receipt. The National Authority shall issue a sail number only on receipt of evidence that the International Class Fee has been paid.

\* The International Yacht Racing Union is not a National Authority as described in the rules.

- (ii) The boat shall be measured by a measurer officially recognized by the N.A. The completed measurement form shall be supplied to the owner of the boat.
  - (iii) The owner shall send the completed measurement form to his N.A. together with any registration fee that may be required. On receipt of this the N.A. may issue a certificate to the owner.
- (4) Change of ownership invalidates the certificate but shall not necessitate remeasurement. The owner may apply to his N.A. for a new certificate returning the old certificate together with any re-registration fee that may be required and stating the necessary particulars. A certificate shall then be issued to the new owner.
  - (5) It is the owner's responsibility to ensure that his boat, spars, sails and equipment comply with the class rules at all times and that alterations or repairs to the boat, spars, sails or equipment do not invalidate the certificate.
  - (6) Notwithstanding anything in these rules the I.Y.R.U. or N.A. shall have the power to refuse to grant a certificate to, or withdraw a certificate from, any boat.
  - (7) O.K.D.I.A. shall be sent at regular intervals from each N.A. details of certificates issued, together with the names and addresses of the owners.

#### 5. MEASUREMENT

- (1) Only a measurer officially recognized by a N.A. shall measure a boat, its spars, sails and equipment and sign the declaration on the measurement form that they comply with the class rules.
- (2) The measurer shall report on the measurement form anything which he considers to be a departure from the intended nature and design of the boat, or to be against the general interest of the class, and a certificate may be refused, even if the specific requirements of the rules are satisfied.
- (3) A measurer shall not measure a boat, spars, sails or equipment owned or built by himself, or in which he is an interested party or has a vested interest.
- (4) New or substantially altered sails shall be measured by an official measurer who shall stamp or sign and date the sails near the tack.
- (5) All boats in hull form and construction, spars and sails shall comply with the current rules or with the corresponding rules applying to them at the time the original certificate was issued. Any alterations or replacements shall comply with the current rules.
- (6) All boats and their equipment shall be liable to remeasurement at the discretion of the N.A. or race committee.

#### 6. IDENTIFICATION MARKS

- (1) The hull of all boats built after 1st September 1973 shall carry the sail number and national letter either cut out or burned into the hog or centreboard case in the cockpit, or bulkhead at station 2 on centreline, in figures not less than 20 mm in height.
- (2) The sail shall carry identification marks as indicated in rule 15(2).
- (3) All emblems, marks and numbers shall be of a durable material and securely attached.

#### 7. HULL MEASUREMENT

- (1) As many measurements as considered practical to check the shape have been listed on the measurement form, but the intention is that in all particulars the boats shall conform to the designed shape.
- (2) Length measurements of the hull shall be taken parallel to the base line and depth measurements perpendicular to the base line. Measurement sections including the aft edge of the transom shall be perpendicular to the base line.

#### 8. CONSTRUCTION

- (1) The hull, decks and centreboard case shall be made of wood or glass fibre reinforced resin (g.r.p) or a combination of these materials. G.R.P. sandwich construction, not exceeding 25 mm thickness including stringers, is also permitted. Wood used shall be of durable nature.
- (2) Any holes in buoyancy tanks shall be made watertight and each buoyancy tank shall have at least one and not more than three inspection holes of diameter not less than 85 mm. Each hole shall have a detachable cover capable of resisting accidental dislodgement and such covers shall be positively secured at all times when racing. Covers to holes in the bulkheads shall not extend into the buoyancy compartments by more than 200 mm. Control lines passing through buoyancy compartments shall be inside watertight tubes capable of withstanding the normal wear and tear and remaining watertight. The sum total cross sectional area of these tubes shall not exceed 150 cm<sup>2</sup> and they shall be within 350 mm of the centreline of the boat. Control lines passing through the bulkheads or decks shall be within 350 mm of the centreline of the boat.

- (3) Construction of the hull, with the exception of stringers, shall be of approximately even thickness and density longitudinally and no attempt shall be made to concentrate weight near mid-length, or at any other point. If it is suspected that this rule is being broken a N.A. may order test holes to be drilled in the skin or structure.
- (4) The following shall conform with:
- (i) There shall be three watertight bulkheads. The forward face of the aft bulkhead shall be 800 mm  $\pm$  15 mm and the aft face of the forward bulkhead shall be 1794 mm  $\pm$  15 mm from the lowest point of the aft face of the transom. A bulkhead at, or forward of, station 3 (2800 mm from the aft face of the transom) and aft of the mast shall be fitted in all boats first measured after 1st March 1984. This bulkhead may have a hatch with a watertight cover.
  - (ii) The radius between the bulkheads and the side or bottom panels of the hull shall not exceed 50 mm.
  - (iii) Two limber holes each not exceeding 280 mm<sup>2</sup> in area may be made in each bulkhead. Drain holes, if any, through the bulkhead at 1794 mm  $\pm$  15 mm from the aft face of the transom, (station 2) shall not exceed two in number and each shall be of not more than 20 mm diameter and shall be closed while racing. The mast compartment shall drain into the cockpit through a tube of diameter not less than 10 mm and not more than 20 mm.
  - (iv) The horizontal width of each side deck, measured from the sheerline, shall be not more than 240 mm or less than 120 mm.
  - (v) The side deck and/or carlin shall nowhere be higher than 40 mm above nor 80 mm below the sheerline. Struts to support the side deck are permitted but shall not exceed a total of 150 mm measured fore and aft, and a maximum 10 mm thick.
  - (vi) The sheerline between stations 1 and 2 shall not be convex.
  - (vii) At the centreline of the mast, the deck shall be 30 mm  $\pm$  10 mm above the sheerline.
  - (viii) A sheerguard, not exceeding 35 mm horizontally from the sheerline by 35 mm vertically, may be fitted.
  - (ix) Between station 3 and the transom, the radius on the chines shall not exceed 15 mm.
  - (x) The horizontal distance from the lowest point of the aft face of the transom to the centre of the centreboard bolt shall be 2400 mm  $\pm$  10 mm.
  - (xi) Spare number.
  - (xii) The mast step and deck bearing may be adjustable but shall not be adjusted while racing.
  - (xiii) A keel band, minimum section 9 mm wide by 3 mm deep, maximum section 22 mm wide by 10 mm deep, of any material shall extend for a distance not less than 3500 mm, measured along the keel band, from the aft face of the transom. The radius of the bow forward of a point 3500 mm from the lowest point of the aft face of the transom, measured along the base line, shall not exceed 11 mm.
  - (xiv) Centreboard slot rubbers are prohibited.
  - (xv) Hiking pads may be attached to the side decks, provided that they fall within the measurements prescribed by rules 8.(4)(iv), 8.(4)(v) and 8.(4)(viii). However, notwithstanding the provisions of rule 8.(4)(vi) padding up to 10 mm thick is permitted to cover the sheerline measured at 90° to the surface.
  - (xvi) A towing eye shall be fitted to the foredeck near the stemhead.
- (5) With the boat set up for measuring and with the base line horizontal the transom shall be not more than 12 mm out of vertical.
- (6) The length of the hull, excluding deck overlap but including stem band, if any, shall be 4000 mm  $\pm$  10 mm measured from the lowest point of the transom.
- (7) Measurement stations 1, 2, and 3 shall be at 800 mm, 1800 mm and 2800 mm respectively from the lowest point of the aft face of the transom measured along the base line.
- (8) To check the profile of the keel, a baseline shall be positioned below the hull at distances from the bottom of the hull of 200 mm at station '0' and 28 mm at station '3'. The bottom of the hull shall be the point at which the extensions of the surfaces of the panels intersect. The measurements shall be in the plane of the measurement stations.
- (9) A straight edge placed on the bottom panel at right angles to the centreline at stations 0, 1, 2 and 3 shall not exceed the distances from the bottom panel shown on the measurement diagram. A straight edge placed at right angles to the base line on the topside panel shall not be further than 8 mm from the topside panel at any point. This measurement shall be made between the sheerline and the chine and not from the underside of the sheerguard.
- (10) The surface of the hull shall be checked with a flexible batten to ensure that the curvature of the hull is fair.
- (11) A breakwater may be fitted between the mast and the mainsheet horse or track.
- (12) The types, positions and arrangement of floor boards, fittings, self bailers, sheeting and centreboard hoists are free.

9. BUOYANCY

- (1) All the space aft of the cockpit shall form a buoyancy compartment. This compartment shall be occupied by not less than 0.06 m<sup>3</sup> of closed-cell expanded plastic foam material properly secured, unless this compartment is totally watertight (i.e. free from limber holes and non airtight inspection hole covers.). The space forward of the cockpit shall be occupied by not less than 0.12 m<sup>3</sup> of closed cell expanded plastic foam material properly secured. Sandwich construction shall not be regarded as buoyancy for the purposes of this rule. Wooden boats first measured before 1st March 1980 in which the space forward of the cockpit is occupied by two compartments, each not less than 0.12 m<sup>3</sup> in volume, are not required to have 0.12 m<sup>3</sup> of expanded plastic foam material forward of the cockpit.
- (2) Additional buoyancy within the cockpit area is permitted under the side decks to a point not lower than 80 mm below the sheerline. This buoyancy shall not be included in the requirements of rule 9(1).
- (3) At first measurement the measurer shall check the watertightness of buoyancy tanks, inspection ports and drain plugs. If the buoyancy is unsatisfactory the measurer shall not sign the measurement form until successful remedial measures have been taken. Water entering the buoyancy compartments through limber holes fitted in accordance with rule 8(4)(iii) shall not be considered as impairing the buoyancy requirements, except as indicated in Rule 9(1) above.

10. CENTREBOARD

- (1) The centreboard shall be made of wood or metal except that a protecting strip of any material is permitted. Wood centreboards may be sheathed with glass fibre.
- (2) The thickness of the centreboard shall not exceed 20 mm, including g.r.p. sheathing if any, if made of wood and 6 mm maximum if of metal.
- (3) The profile of the measured part of the centreboard shall be within two lines, one 5 mm outside and the other 5 mm inside the profile shown on the measurement diagram.
- (4) When the centreboard is fully raised it shall not project below the keel bands.
- (5) The extension of the centreboard below the keel, excluding the keelband, shall not exceed 800 mm. A stop shall be fitted to prevent this dimension being exceeded.

11. RUDDER BLADE

- (1) The rudder blade shall be made of wood except that a protecting strip of any material is permitted. The blade may be sheathed with g.r.p.
- (2) The thickness of the rudder blade shall not exceed 20 mm, including g.r.p. sheathing (if any).
- (3) The profile of the measured part of the rudder blade shall be within two lines, one 5 mm outside and the other 5 mm inside the profile shown on the measurement diagram.
- (4) Lifting rudder blades shall be pinned or bolted in the down position during racing in a separate place from the point at which the rudder blade pivots.
- (5) The distance between the foreside of the rudder or its extension and the transom shall be measured at deck level and at the keel. Neither measurement shall exceed 45 mm and the difference between the two measurements shall not exceed 5 mm. The intersection of the leading edges of the rudder shall not be lower than 50 mm below the transom.
- (6) A safety device shall be fitted so that the rudder cannot come off its pintles unintentionally if the boat is inverted.

12. MAST

- (1) The mast shall be made of wood, aluminium alloy, g.r.p. or any combination of these materials. The sail track may be of plastic.
- (2) Spare number.
- (3) The construction of the mast is optional but shall comply with the following requirements:
  - (i) The aft side of the mast track shall be constructed straight and the line of the track, extended if necessary, shall be not more than 10 mm outside the aft edge of the mast ring at the deck.
  - (ii) The diameter of the mast at the deck shall be not less than 94 mm including bearing ring, if fitted.
  - (iii) The diameter of the heel of the mast shall be 73 mm  $\pm$  3 mm including bearing ring if fitted.
  - (iv) No part of the mast shall be more than 60 mm from a straight line joining the centre of the heel and a point 20 mm forward of the aft edge of the mast at the upper measurement band. If the mast has a permanent set, it shall be held straight when this measurement is taken.

- (4) Permanently bent masts are prohibited, but a set due to distortion of not more than 100 mm is permitted.
- (5) Measurement bands, not less than 10 mm wide, shall be marked on the mast, so that they are clearly discernible when racing, as follows:
  - No. 1: The upper edge of which shall be not less than 265 mm or more than 275 mm above the top of the deck.
  - No. 2: The lower edge of which shall be not more than 5400 mm above the upper edge of band No. 1.
- (6) The movement of the mast, at either the deck or the heel, shall not exceed 7 mm.
- (7) The mast shall be fitted with a device such that the mast will not come out of the step when the boat is capsized.
- (8) The weight of the mast including all fixed fittings but excluding the halliard shall be not less than 8.5 kg.
- (9) Corrector weights totalling not more than 0.8 kg are permitted and shall be permanently fastened to the outside of the mast above the deck.
- (10) The centre of gravity of the mast in the condition described in 12(8) above and with corrector weights (if any) fitted shall be not less than 2100 mm above the heel.

13. BOOM

- (1) The boom shall be made of wood, aluminium alloy, g.r.p. or any combination of these materials. The sail track may be of plastic.
- (2) A measurement band of a distinctive colour not less than 10 mm wide shall be marked on the boom so it is clearly discernible when racing, with its forward edge not more than 2680 mm from the aft edge of the mast sail track projected if necessary to the boom. A device shall be fitted to the boom to prevent any part of the sail extending aft of the forward edge of the measurement band.
- (3) The top of the boom including its sail track, extended if necessary, shall not be below the upper edge of the band No. 1 defined in rule 12(5), when the boom is at right angles to the mast.
- (4) The depth of the boom, including the sail track, forward of the band shall be 70mm  $\pm$  20mm and the width shall not exceed 37mm.
- (5) Spare number.
- (6) The boom shall be attached to the mast in such a way that the mast and the boom rotate as one.

14. WEIGHT

- (1) The hull, including all hatches and fittings permanently attached to it by screws, bolts, resin, or glue, and pulley blocks attached to the hull and dry control lines shall not weigh less than 72 kg. The centreboard, rudder, floorboards, and mainsheet are excluded from the weight.
- (2) If the hull is found to weigh less than 72 kg, correctors weighing a total not exceeding 5 kg, shall be fastened to the underside of the decks forward of station 2 to bring the weight up to the minimum permitted. The total weight of correctors shall be recorded on the certificate. No correctors shall be removed or altered without the boat being reweighed by a measurer and a new certificate obtained.

15. SAIL

- (1) The sail shall be made and measured according to the I.Y.R.U. Sail Measurement Instructions except where varied herein.
- (2) The sail numbers, letters and class emblem shall be placed as laid down in the I.Y.R.U. Yacht Racing Rules. The emblem shall be not less than 200 mm high, nor less than 335 mm long. Numbers and letters shall be of the following minimum dimensions:
 

Height	250 mm
Width	165 mm (except number 1 and letter I)
Thickness	35 mm
Minimum space between adjoining figures: 50 mm	
- (3) The mainsail shall be made of woven cloth of even weight throughout, except that a window not exceeding 0.28 m<sup>2</sup> may be fitted.

- (4) No part of the sail shall extend beyond the lower edge of the upper mast band.
- (5) The headboard shall be an equilateral triangle with sides not exceeding 150 mm. If the corners are rounded, they shall be of approximately equal radius.
- (6) The following measurements shall be taken:
  - (i) Leech-distance in a straight line from upper forward corner of headboard to the upper edge of boltrope at the clew shall be not more than 5385 mm.
  - (ii) The width of the sail at half height and three-quarter heights shall not exceed 1750 mm and 1130 mm respectively. The respective sail widths shall be the distances from the half and three-quarter points of the leech to points on the luff 2700 mm and 1350 mm from the highest point of the sail. The half and three-quarter points of the leech shall be found by folding the head to the clew and the head to the half point of the leech respectively while applying tension just sufficient to remove wrinkles from it.
  - (iii) The centre of the clew cringle shall be not more than 40 mm from the boltrope or its extension. No clew outhaul arrangement shall have the centre of its fastening point in the sail more than 40 mm above the boltrope or its extension.
  - (iv) Four battens shall be fitted which shall divide the aft edge of the sail into five equal parts  $\pm$  100 mm.
  - (v) The length of the battens shall not exceed:
    - Numbers 1 and 4 550 mm.
    - Numbers 2 and 3 700 mm.

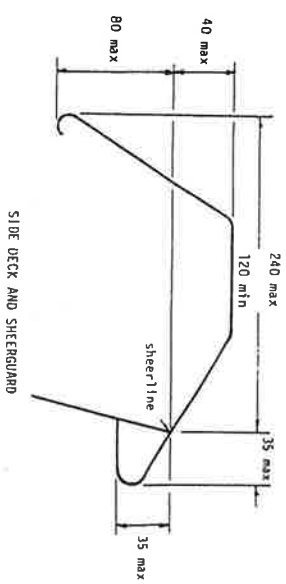
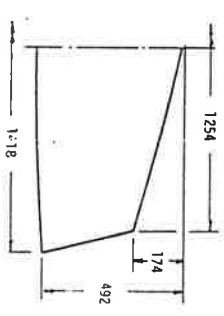
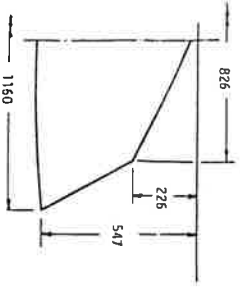

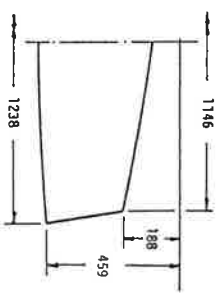
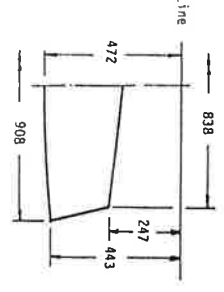
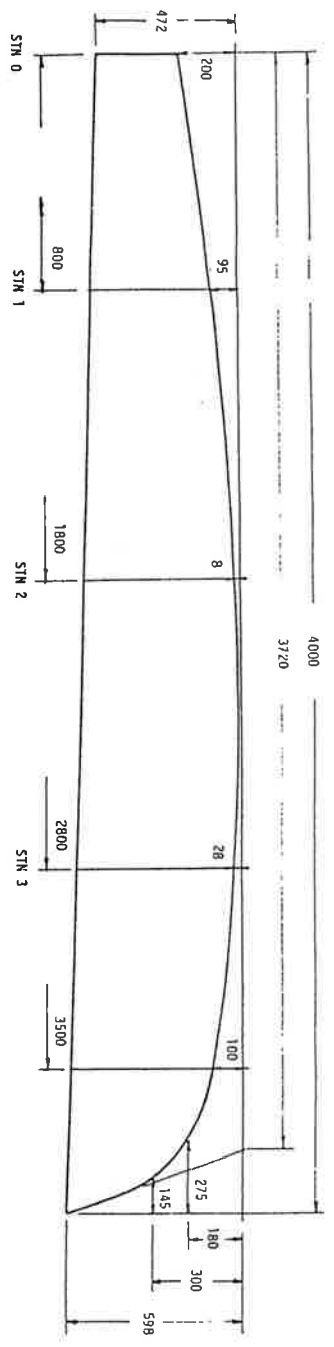
16. ADDITIONAL RULES WHICH APPLY WHILE RACING

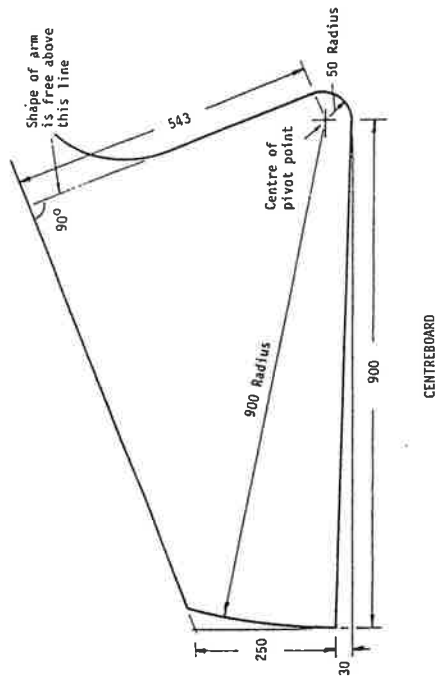
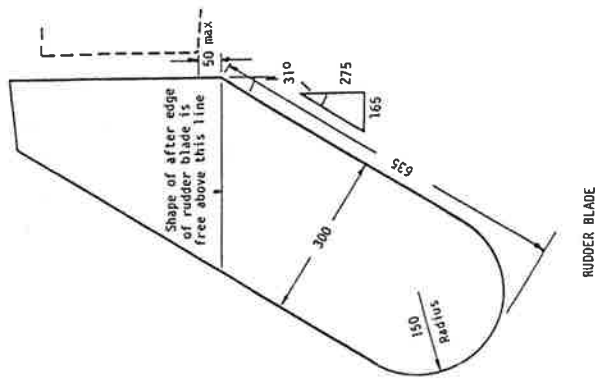
- (1) Crew One person shall be on board when racing.
- (2) Clothing and Equipment Racing Rule 61.1(a) shall not apply. The use of fabric weight jackets and/or water pockets, compartments or containers in or attached to clothing or equipment is permitted. The total weight of clothing and equipment worn or carried by a competitor shall not exceed 20 kg when weighed as provided in Appendix 10 of the Racing Rules.
- (3) Anchor An anchor need only be carried when specifically prescribed in the Sailing Instructions.

OFFICIAL PLANS

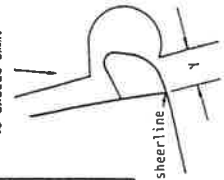
- 1. General arrangement and Construction Details 1986
- 2. Full Size Details 1986

# MEASUREMENT DIAGRAM





curvature of side panel Y is not to exceed 8mm.



Station	Distance from bottom panel to straight edge (X in diagram)
Transom	15 mm maximum
Station 1	25 mm maximum
Station 2	30 mm maximum
Station 3	35 mm maximum